

FOR YOUR INFORMATION!

FALL LACC MUTUAL WATER COMPANY BILL ARE DUE 11-01-23 LATE 11-30-23

There are several ways to pay your LACC Mutual Water bill. We offer both online payment options as well as payment by check.

For those members who have paid their water bill electronically in the past using PSN, you will need to use one of the options listed below as PSN is no longer available as of October 1, 2023.

Before you begin, make sure you have your account number from either the letter that was mailed to you several months ago from HOAMCO or from your actual bill – they are the same.

Option 1: To pay by Check:

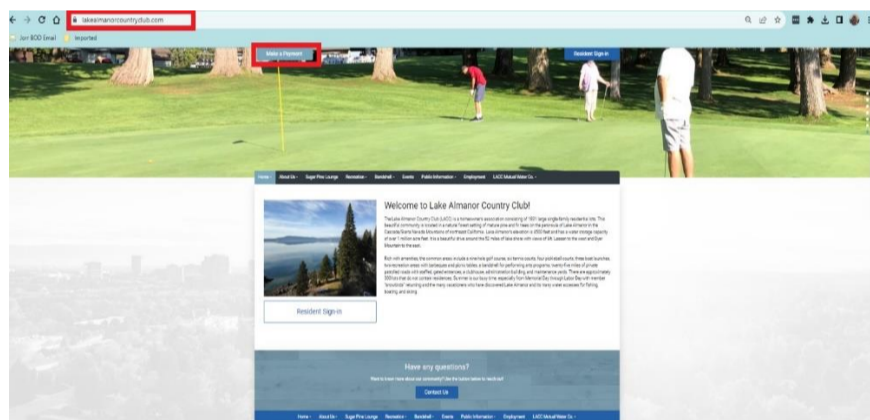
1. Send in your check to:

Lake Almanor Country Club Mutual Water Co.
PO Box 94346
Las Vegas, NV 89193-4346

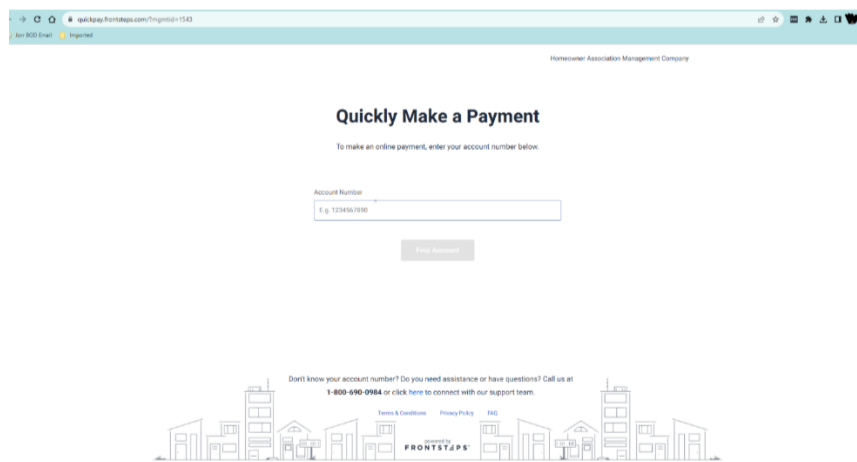
2. Or drop it off at the LACC Office, 501 Peninsula Dr.

Option 2: To pay online via the LACC website:

1. Go to the LACC website: lakealmanorcountryclub.com



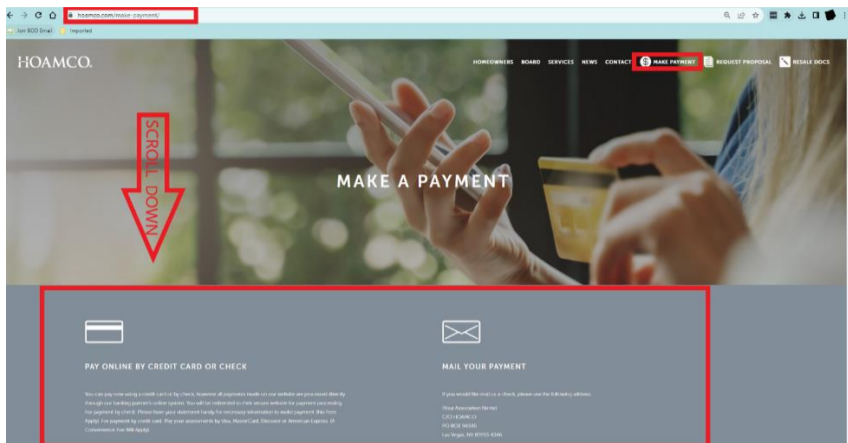
2. Click on Make a Payment (upper left hand corner).
3. You will then be taken to the FRONTSTEPS payment portal.



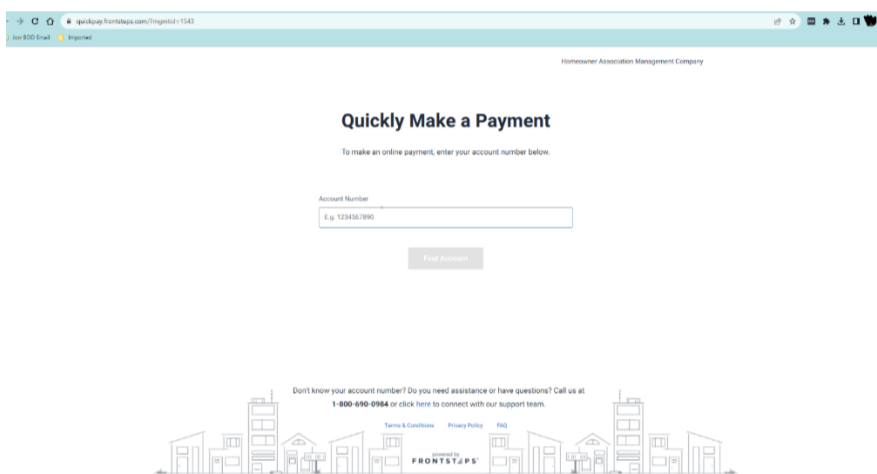
4. Follow the instructions to log in and make your payment.

Option 3: To pay online via HOAMCO:

1. Go to www.HOAMCO.com (NOTE: you must have the account number that you received in the mail or look on your bill.)
2. Click on **Make a Payment**



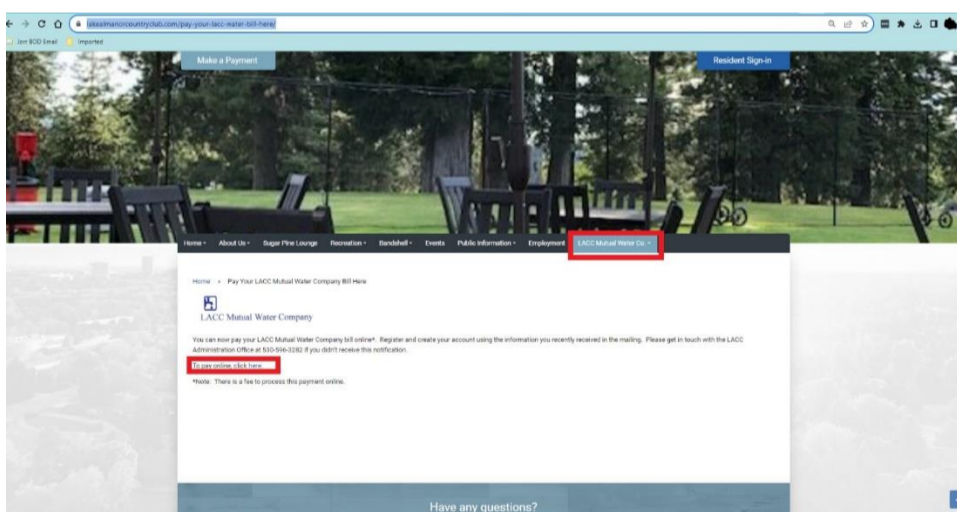
3. Follow the instructions to either pay by credit card or check.
4. For online payments you will then be taken to the FRONTSTEPS payment portal.



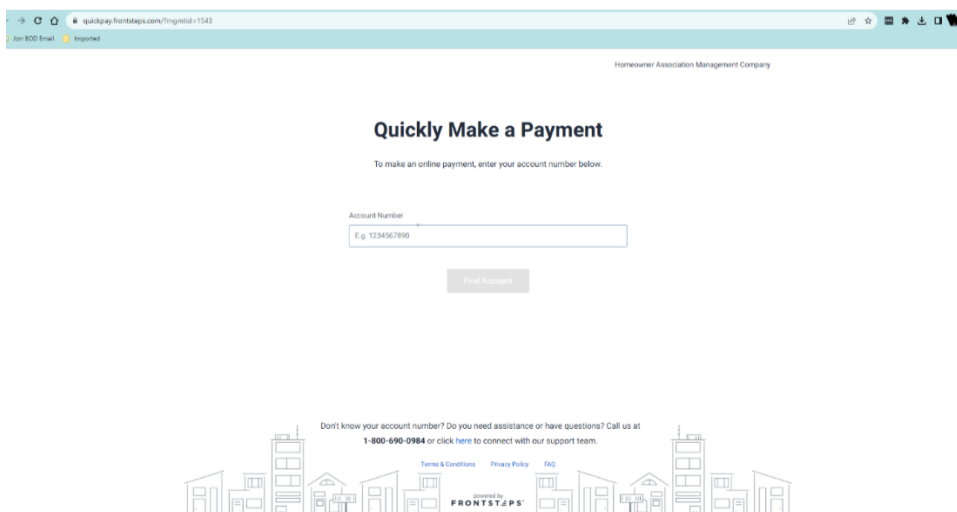
5. Follow the instructions to log in and make your payment.

Option 4: To pay using the [LACC Mutual Water Co.](#) tab on the LACC Website:

1. Go to where it says, "To pay online, click here."



2. You will then be taken to the FRONTSTEPS payment portal.



3. Follow the instructions to log in and make your payment.